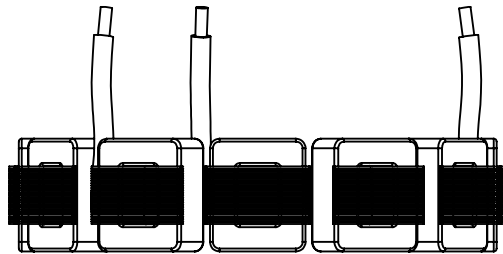
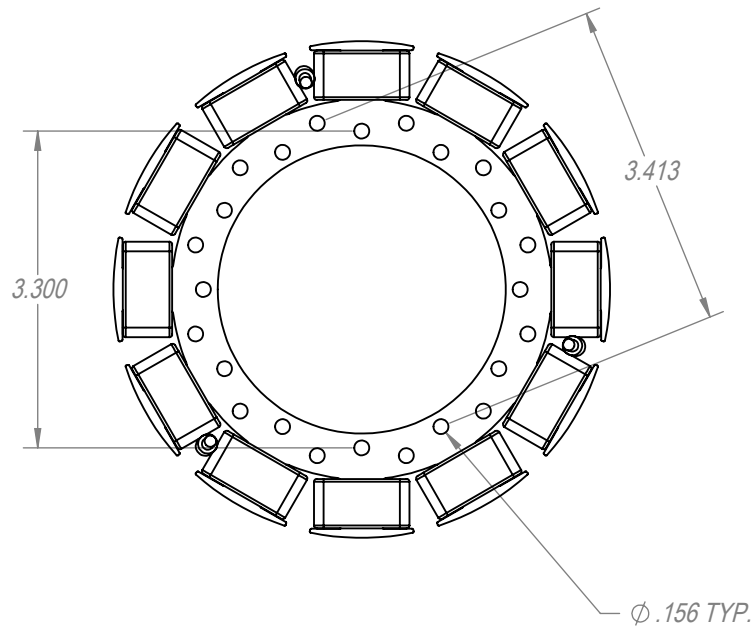
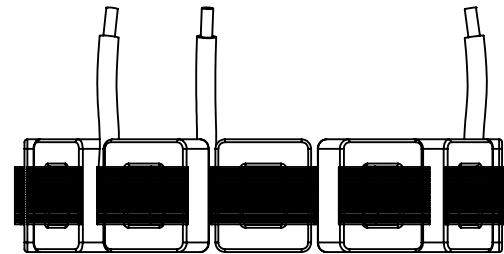
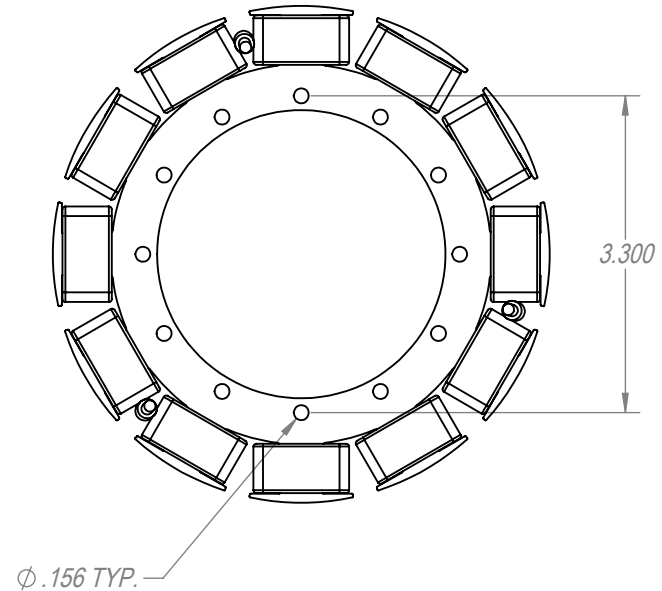


**OLD: REV 1, Produced 2012 and earlier**



**New: REV 2, Produced 2013 and later**



**Differences from Rev. 1 and Rev. 2 stators:**  
**-Outer 12 Holes eliminated.**  
**-All other features are unchanged**

UNLESS OTHERWISE SPECIFIED:  DIMENSIONS ARE IN INCHES TOLERANCES: FRACTIONAL $\pm 1/64$ ANGULAR: MACH $\pm$ BEND $\pm$ TWO PLACE DECIMAL $\pm .010$ THREE PLACE DECIMAL $\pm .005$  INTERPRET GEOMETRIC TOLERANCING PER:  MATERIAL  FINISH  DO NOT SCALE DRAWING	NAME	DATE	<i>Sullivan UV</i>		
	DRAWN	KP			8/28/2013
	CHECKED			TITLE:	
	ENG APPR.			<b>S676-600 Rev 1 vs Rev 2 Stator Assembly</b>	
	MFG APPR.			SIZE	DWG. NO.
Q.A.	<b>PROPRIETARY AND CONFIDENTIAL</b>		<b>A</b>		<b>1</b>
THE INFORMATION CONTAINED IN THIS DRAWING IS THE SOLE PROPERTY OF THE PERFECT PARTS COMPANY. ANY REPRODUCTION IN PART OR AS A WHOLE WITHOUT THE WRITTEN PERMISSION OF THE PERFECT PARTS COMPANY IS PROHIBITED.			SCALE: 1:2	WEIGHT:	SHEET 1 OF 1